



## DEMONSTRATION OF PETROL ENGINE WITH TILTING CHASSIS




Sectioned Piston



Sectioned Gearbox



Sectioned Camshaft



Sectioned Oil filter



Sectioned Rear Wheel

## Specification

- Tilting Chassis
- 4 Strokes
- 4 Cylinders In-Line
- Overhead Camshaft
- Toothed Bell
- Air Filter
- Electric Ignition
- Gear Oil Pump
- Oil Filter
- Water Cooling
- Radiator
- Dry Clutch Single Plate
- Steering Wheel
- Complete Pedal Board
- Gearbox 5 Forward + Reverse
- Brake-Clutch-Accelerator
- Mc Pherson Suspension
- Electric Motor Operation : Main Supply 230V
- Dimension & Weight : cms 225x130x150 h kgs 310
- Note: The Air filter & Turbocharger are optional.
- Front Wheel Disc Brakes
- Rear Wheel Drum Brakes
- Working Light System
- Head Lights
- Indicator Lights
- Stop/Parking Light
- Break Light
- Horn
- Emergency
- Power Steering Box
- Indirect Injection
- Turbocharger
- Hydraulic Shock-Absorbers
- Rear Axle with Stabilizer Bar
- Front Left-Hand Disc Brake Sectioned
- Rear Left-Hand Drum Brake Sectioned
- Front Right-Hand Disc Brake Sectioned
- Rear All Brakes Operating
- Typical Automotive Hydraulic Braking System